



2009-2010 GMT Quarterly Report for District (or Undistricted) **District 411 B**

GMT: **MANOJ SHAH**

Location: **TANZANIA**

GMT CA: **6**

CLUBS

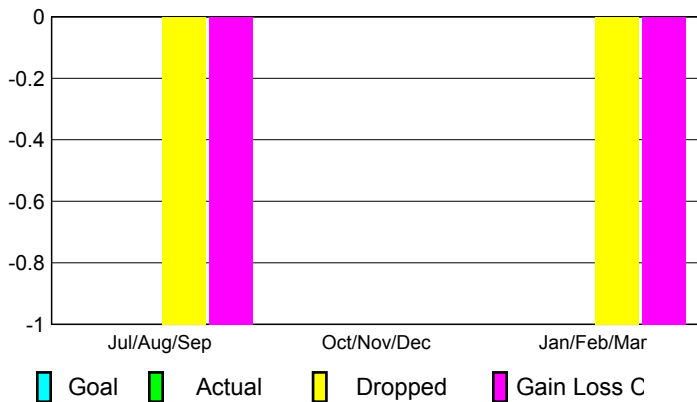
Club Results
2009-2010

Clubs
2008-2009

Month	New Club	Actual New	Actual Dropped	Gain/Loss of	Gain/Loss of
	Goal	Clubs	Clubs	Clubs	Clubs
Jul/Aug/Sep	0	0	-1	-1	0
Oct/Nov/Dec	0	0	0	0	0
Jan/Feb/Mar	0	0	-1	-1	1
Totals	0	0	-2	-2	1

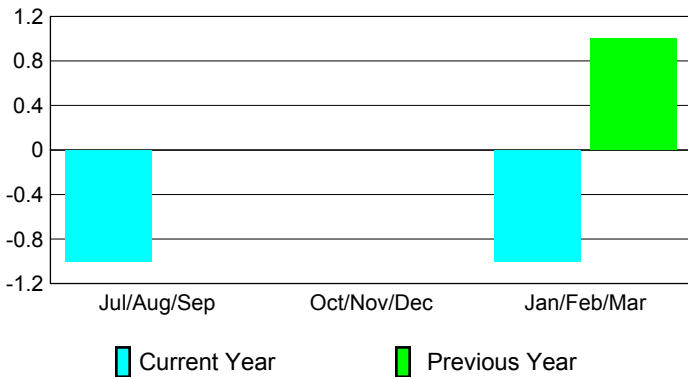
Club Results 2009-2010

Goal, New, Dropped, Gain/Loss



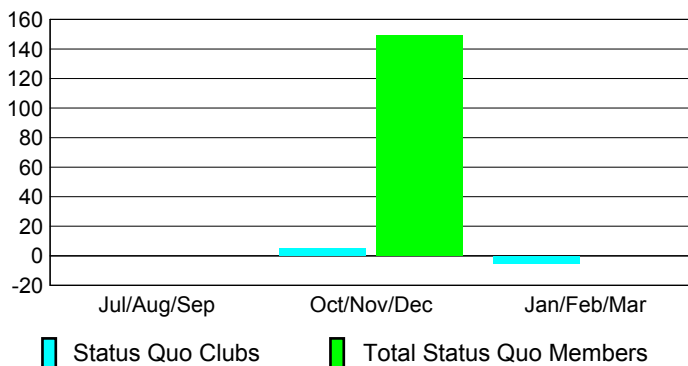
Comparison of Club Gain/Loss

Current Year Compared to the Previous Year



YTD Status Quo Clubs 2009-2010

Status Quo Clubs Compared to Status Quo Members



MEMBERSHIP

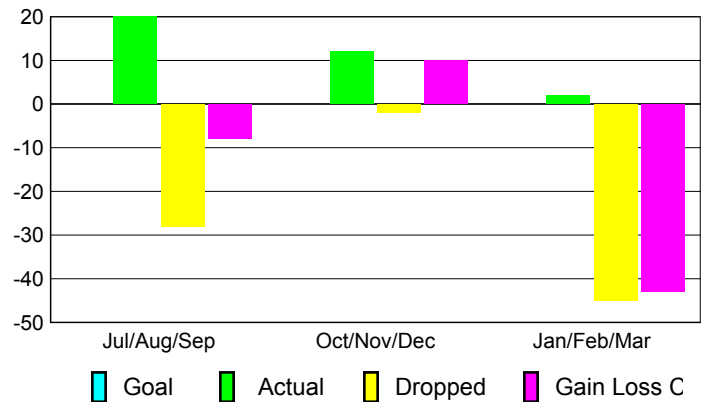
Membership Results
2009-2010

Membership
2008-2009

Month	Net Memb	Actual New	Actual Dropped	Gain/Loss of	Gain/Loss of
	Goal	Memb	Memb	Memb	Memb
Jul/Aug/Sep	0	20	-28	-8	15
Oct/Nov/Dec	0	12	-2	10	-15
Jan/Feb/Mar	0	2	-45	-43	47
Totals	0	34	-75	-41	47

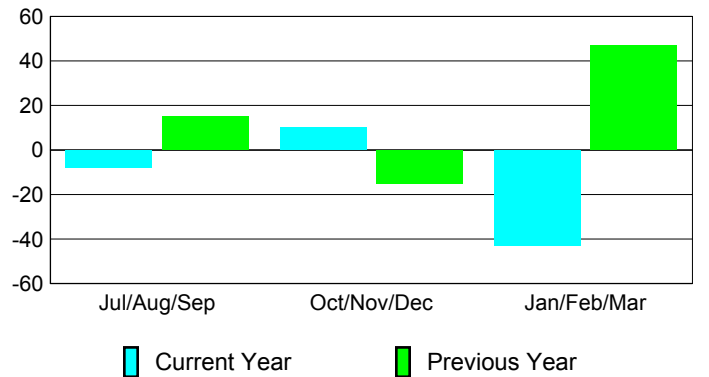
Membership Results 2009-2010

Goal, New, Dropped, Gain/Loss

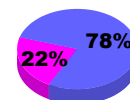
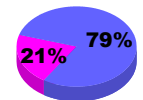
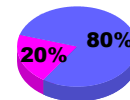


Comparison of Membership Gain/Loss

Current Year Compared to the Previous Year



Gender Comparison 2009-2010



Male

Female



2009-2010 GMT Quarterly Report for District (or Undistricted) **District 411 B**

GMT: **MANOJ SHAH**

Location: **UGANDA**

GMT CA: **6**

CLUBS

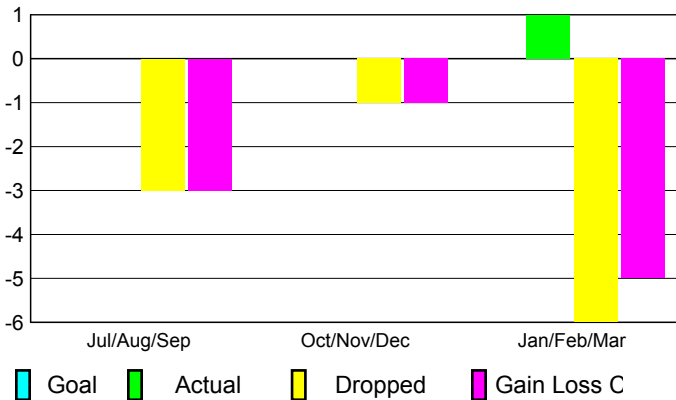
**Club Results
2009-2010**

**Clubs
2008-2009**

Month	New Club Goal	Actual New Clubs	Actual Dropped Clubs	Gain/Loss of Clubs	Gain/Loss of Clubs
Jul/Aug/Sep	0	0	-3	-3	-2
Oct/Nov/Dec	0	0	-1	-1	1
Jan/Feb/Mar	0	1	-6	-5	-2
Totals	0	1	-10	-9	-3

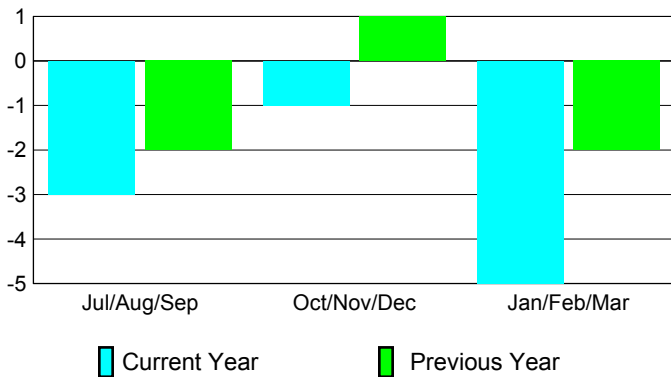
Club Results 2009-2010

Goal, New, Dropped, Gain/Loss



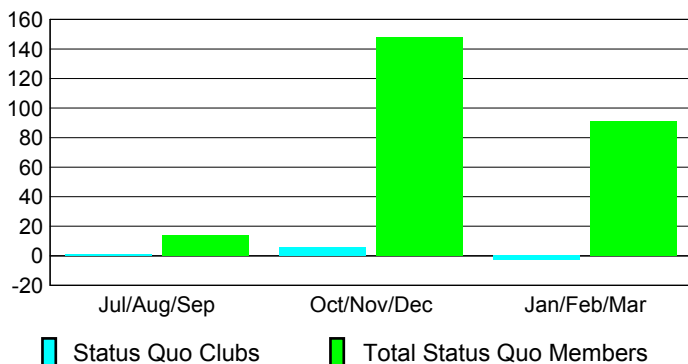
Comparison of Club Gain/Loss

Current Year Compared to the Previous Year



YTD Status Quo Clubs 2009-2010

Status Quo Clubs Compared to Status Quo Members



MEMBERSHIP

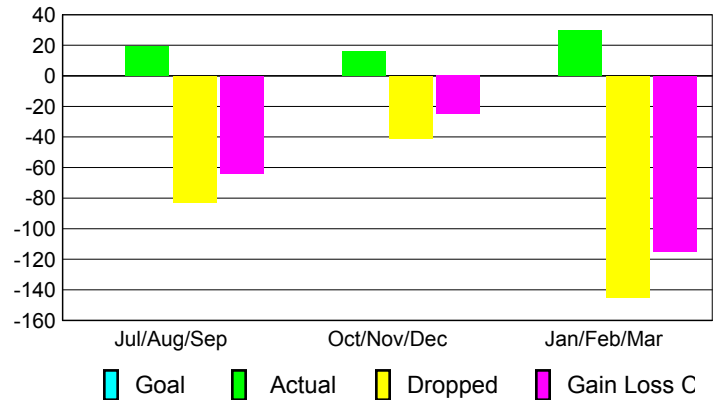
**Membership Results
2009-2010**

**Membership
2008-2009**

Month	Net Memb Goal	Actual New Memb	Actual Dropped Memb	Gain/Loss of Memb	Gain/Loss of Memb
Jul/Aug/Sep	0	19	-83	-64	-44
Oct/Nov/Dec	0	16	-41	-25	23
Jan/Feb/Mar	0	30	-145	-115	-20
Totals	0	65	-269	-204	-41

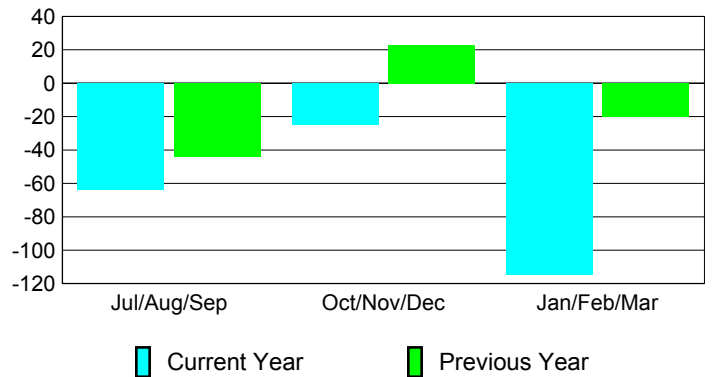
Membership Results 2009-2010

Goal, New, Dropped, Gain/Loss

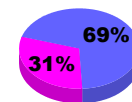


Comparison of Membership Gain/Loss

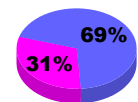
Current Year Compared to the Previous Year



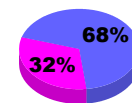
Gender Comparison 2009-2010



Jul/Aug/Sep



Oct/Nov/Dec



Jan/Feb/Mar

Male

Female